



PT Thubas Liftindo Perkasa

PT Thubas Liftindo Perkasa

Head Office

Gang Wates Kp. Rawa Banteng No.102 Rt 003/01 Ds. Mekarwangi
Kec. Cikarang, Barat, Kabupaten Bekasi, Jawa Barat 17530

Branch Office

Bypass Pandaan, Jl. Raya Surabaya – Malang No.8, Sukorejo,
Karang Jati, Kec. Pandaan, Pasuruan, Jawa Timur 67156

Mobile : +62 878 4688 0298
Email : cs.thubaslifindoperkasa.com
Website : thubaslifindoperkasa.com



TOUGH WORLD. TOUGH EQUIPMENT.

Guangxi LiuGong Machinery Co.,Ltd.

No. 1 Liutai Road, Liuzhou, Guangxi.

545007

PR China

T: +86 0772 3886124

E: overseas@liugong.com

www.liugong.com

Like and follow us:



LIUGONG 062017-ENG

The LiuGong series of logos herein, including but not limited to word marks, device marks, letter of alphabet marks and combination marks, as the registered trademarks of Guangxi LiuGong Group Co., Ltd. are used by Guangxi LiuGong Machinery Co., Ltd. with legal permission, and shall not be used without permission. Specifications and designs are subject to change without notice. Illustrations and pictures may include optional equipment and may not include all standard equipment. Equipment and options varies by regional availability.

CLG2080H-100H

FORKLIFT



LIUGONG



TOUGH WORLD. TOUGH EQUIPMENT.

MAXIMIZE YOUR RETURN ON INVESTMENT

LiuGong's **customer-driven** design and **quality-focused** engineering creates lasting value that will deliver to your bottom line.

DEPENDABLE POWER

Unmatched performance driven by the World-Class Engine.



ERGONOMIC

Widen operating space and reasonable design can give the operator better experience.



COMFORTABLE

The full hydraulic steering system allows for smooth steering in an ergonomic seating posture, hence improved operator's comfort.



HIGH EFFICIENCY

Newly optimized hydraulic system provides excellent lifting speed, assisting you to finish work efficiently and safely.

GOOD VIEW

The mast and overhead guard are designed for wider view, as well as operator's comfort and safety.



MAINTAINING

The engine hood and rear hood with big angle for easy to maintain.



PARTS

Using genuine LiuGong parts is key to keeping your costs low and your machine in top working order. Our extensive support network is always there when you need it, to maximize your business profitability.

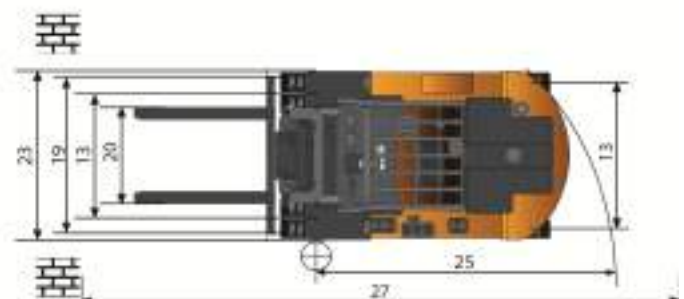
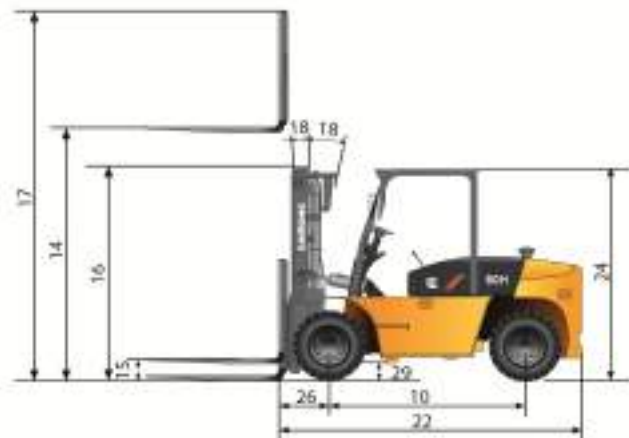
AFTER SALES SERVICE

As a customer of LiuGong you can feel confident that our dealers and regional offices will be there to support you with training, service and maintenance needed throughout the life of your machine.



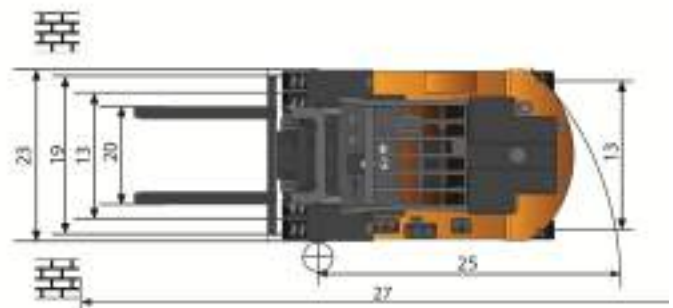
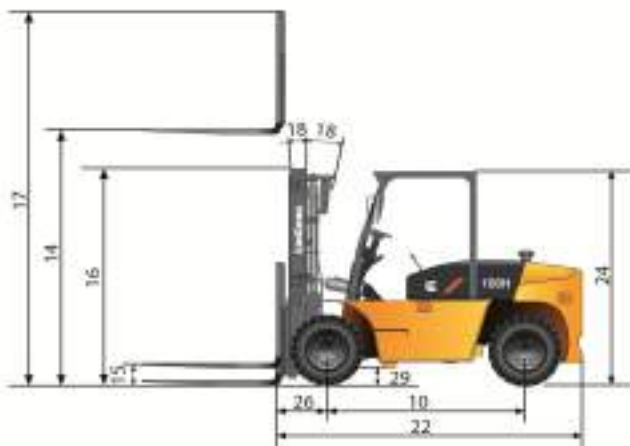
SPECIFICATION

General	Model	1				CLG2080H	
	Power Type	2				Diesel	
	Base Capacity	3	@rated load center	kg		8,000	
	Load Center	4		mm		600	
Weights	Service Weight	5	unloaded	kg		11,500	
	Axle Load	6	loaded / unloaded, front	kg		17,800 / 5,600	
		7	loaded / unloaded, rear	kg		1,700 / 5,900	
Tires	Tire Type	8				Pneumatic	
	Wheels	9	front / rear			4 / 2	
	Wheelbase	10		mm		2,600	
	Tire Size	11	front				9.00-20-14PR
		12	rear				9.00-20-14PR
13	Tread Width		front / rear			1,600 / 1,720	
Mast	Max. Fork Height	14	with std 2-stage mast	mm		3,000	
	Free lift	15	with std 2-stage mast	mm		200	
	Height, Upright Lowered	16	with std 2-stage mast	mm		2,696	
	Height, Upright Extended	17	with std 2-stage mast	mm		4,145	
	Mast Tilt, Fwd/Back	18	with std 2-stage mast	deg		6° / 12°	
	Carriage	19	width	mm		2,210	
	Fork Spread	20	minimum / maximum	mm		410 / 2,130	
Fork Dimensions	21	T x W x L	mm			70x170x1,520	
Chassis	Length to Fork Face	22	with std 2-stage mast	mm		4,050	
	Overall Width	23		mm		2,210	
	Overhead Guard Height	24		mm		2,646	
	Turning Radius	25	minimum outside	mm		3,780	
	Fork Overhang	26	with std 2-stage mast	mm		710	
	Right Angle Stack	27	add load length and clearance	mm		5,300	
	Ground Clearance	28	minimum loaded	mm		290	
		29	center of wheelbase	mm		300	
Performance	Travel Speed	30	loaded / unloaded	km/h	21 / 26	20 / 25	
	Lift Speed	31	loaded / unloaded	m/s	0.36 / 0.43	0.41 / 0.44	
	Lower Speed	32	loaded / unloaded	m/s	0.45 / 0.32	0.48 / 0.35	
	Max. Drawbar Pull	33	loaded	kg	5,600	6,500	
	Max. Gradeability	34	loaded / unloaded	%	25 / 20	30 / 28	
Systems	Brakes	35	service		Foot / Hyd	Foot / Hyd	
		36	parking		Hand / Mech	Hand / Mech	
		37	manufacturer		Yuchai	Isuzu	
	Engine	38	model		YC4A125	A-6BG1QC-02	
		39	emission compliance		CHN Stage III	EU Stage I	
		40	cylinders		4	6	
		41	displacement	liters	4.84	6.49	
		42	rated power	kW/rpm	92 / 2,200	82.4 / 2,000	
		43	Max. torque	N · m/rpm	480 / 1,400-1,800	416.8 / 1,500	



SPECIFICATION

General	Model	1				CLG2100H	
	Power Type	2				Diesel	
	Base Capacity	3	@rated load center	kg		10,000	
	Load Center	4		mm		600	
Weights	Service Weight	5	unloaded	kg		12,800	
	Axle Load	6	loaded / unloaded, front	kg		20,300 / 5,620	
		7	loaded / unloaded, rear	kg		2,500 / 7,180	
Tires	Tire Type	8				Pneumatic	
	Wheels	9	front / rear			4 / 2	
	Wheelbase	10		mm		2,800	
	Tire Size	11	front				9.00-20-14PR
		12	rear				9.00-20-14PR
13	front / rear					1,600 / 1,720	
Mast	Max. Fork Height	14	with std 2-stage mast	mm		3,000	
	Free lift	15	with std 2-stage mast	mm		200	
	Height, Upright Lowered	16	with std 2-stage mast	mm		2,696	
	Height, Upright Extended	17	with std 2-stage mast	mm		4,145	
	Mast Tilt, Fwd/Back	18	with std 2-stage mast	deg		6° / 12°	
	Carriage	19	width	mm		2,210	
	Fork Spread	20	minimum / maximum	mm		410 / 2,130	
	Fork Dimensions	21	T x W x L	mm		80×175×1,520	
Chassis	Length to Fork Face	22	with std 2-stage mast	mm		4,260	
	Overall Width	23		mm		2,210	
	Overhead Guard Height	24		mm		2,646	
	Turning Radius	25	minimum outside	mm		4,060	
	Fork Overhang	26	with std 2-stage mast	mm		720	
	Right Angle Stack	27	add load length and clearance	mm		5,580	
	Ground Clearance	28	minimum loaded	mm		290	
		29	center of wheelbase	mm		300	
Performance	Travel Speed	30	loaded / unloaded	km/h	21 / 26	20 / 25	
	Lift Speed	31	loaded / unloaded	m/s	0.36 / 0.43	0.41 / 0.44	
	Lower Speed	32	loaded / unloaded	m/s	0.45 / 0.32	0.48 / 0.35	
	Max. Drawbar Pull	33	loaded	kg	5,600	6,500	
	Max. Gradeability	34	loaded / unloaded	%	25 / 20	30 / 28	
Systems	Brakes	35	service		Foot / Hyd	Foot / Hyd	
		36	parking		Hand / Mech	Hand / Mech	
		37	manufacturer		Yuchai	Isuzu	
	Engine	38	model		YC4A125	A-6BG1QC-02	
		39	emission compliance		CHN Stage III	EU Stage I	
		40	cylinders		4	6	
		41	displacement	liters	4.84	6.49	
		42	rated power	kW/rpm	92 / 2,200	82.4 / 2,000	
		43	Max. torque	N · m/rpm	480 / 1,400-1,800	416.8 / 1,500	

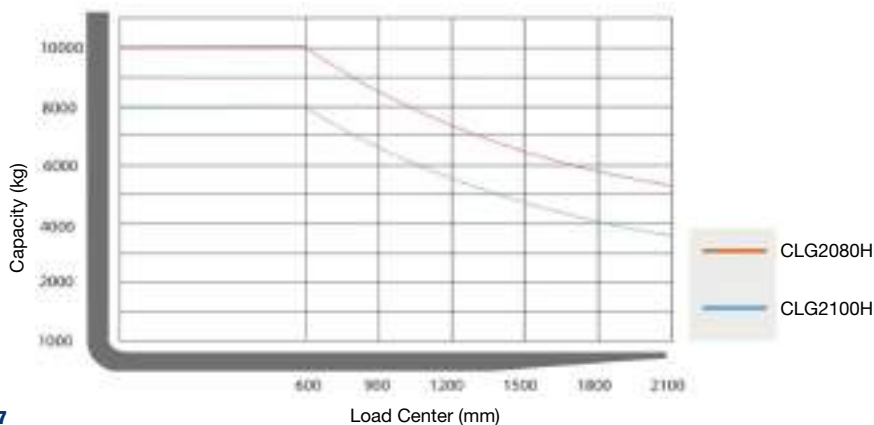


CAPACITY

Mast type	Maximum Fork Height (MFH)	Mast Overall Lowered Height (OAL)	Free Lift with Load Backrest	Mast Tilt Angle (F/B)	Rated Load Capacity				Total Weight with Standard Forks	
					With Standard Forks		With Sideshifter			
					2080H	2100H	2080H	2100H	2080H	2100H
	mm	mm	mm	degree	kg @ (600mm LC)		kg @ (600mm LC)		Kg	
Standard 2-Stage	3000	2696	200	6 / 12	8000	10000	7430	9340	11500	12800
	3500	2946	200	6 / 12	8000	10000	7430	9340	11630	12930
	4000	3246	200	6 / 12	8000	10000	7430	9340	11770	13070
	4500	3496	200	6 / 12	8000	10000	7430	9340	11900	13200
	5000	3746	200	6 / 6	7780	9450	7230	8820	12040	13340
	5500	4046	200	3 / 6	7430	9000	6890	8390	12170	13470
6000	4296	200	3 / 6	7000	8550	6490	7960	12310	13610	

Mast type	Maximum Fork Height (MFH)	Mast Overall Lowered Height (OAL)	Free Lift with Load Backrest*	Mast Tilt Angle (F/B)	Rated Load Capacity				Total Weight with Standard Forks	
					With Standard Forks		With Sideshifter			
					2080H	2100H	2080H	2100H	2080H	2100H
	mm	mm	mm	degree	kg @ (600mm LC)		kg @ (600mm LC)		Kg	
Full Free 2-Stage	3000	2716	1500	6 / 12	8000	10000	7430	9340	11600	12900

Mast type	Maximum Fork Height (MFH)	Mast Overall Lowered Height (OAL)	Free Lift with Load Backrest*	Mast Tilt Angle (F/B)	Rated Load Capacity				Total Weight with Standard Forks	
					With Standard Forks		With Sideshifter			
					2080H	2100H	2080H	2100H	2080H	2100H
	mm	mm	mm	degree	kg @ (600mm LC)		kg @ (600mm LC)		Kg	
Full Free 3-Stage	3500	2441	1160	6 / 12	7430	9340	6860	8680	12200	13320
	4500	2773	1492	6 / 12	7430	9340	6860	8680	12230	13530
	6000	3271	1990	3 / 6	6490	7960	5920	7300	12630	13930



Note:

Vertical axle stands for load capacity while horizontal axle stands for load center, Load center is the distance counted from the front of the fork.,The base point of the standard load is the center point of the cubic with the same 1200mm dimension in length, width and height. The load capacity should be down if mast tilt forward or using non-standard forks of loading goods with extra width. Please realize the different load capacity between different load centers according to load chart.

STANDARD CONFIGURATION

POWER SYSTEM

- Yuchai 4A125 diesel engine
- Two-speed automatic transmission
- High strength drive axle
- Heavy duty steering axle
- Elevated air pre-cleaner
- Fuel system pre-filter
- Radiator
- Vertical exhaust

HYDRAULIC SYSTEM

- 2-funtion hydraulic valve
- Hydrostatic steering
- Oil filter for intake and return

ELECTRIC SYSTEM

- 2 batteries
- Front flood lights
- Front steering lights
- Rear combination lights
- Rear working lights
- Buzzer for back off

UNDERCARRIAGE

- High strength frame
- 1 piece counterweight
- Tow pin
- Air filled pneumatic drive tires
- Air filled pneumatic steer tires

MAST

- 3.0M Standard 2-stage mast
- 2210mm Wide shaft type carriage
- Load backrest
- 1520mm long shaft type pallet forks

OPERATOR STATION

- Overhead guard
- Locks for engine hood
- Vinyl cushion seat with seat belt
- Ignition lock
- Display with alarms, fuel rate, water temperature, working hour
- Tilt steering column
- Inching, brake and accelerator pedals
- Hand parking
- Floor mat

OPTIONAL CONFIGURATION

POWER SYSTEM

- Isuzu A-6BG1QC-02 diesel engine
- 2nd refined air filter
- Middle exhaust

HYDRAULIC SYSTEM

- 3-funtion hydraulic valve
- 4-funtion hydraulic valve
- Hydraulic oil radiator

ELECTRIC SYSTEM

- Amber warning light
- License plate light

UNDERCARRIAGE

- Solid pneumatic drive tires
- Solid pneumatic steer tires

MAST

- Full free 2-stage mast
- Full free 3-stage mast
- Longer shaft type pallet forks

OPERATION STATION

- Enclosed cabin
- Heater for cabin
- Operator fan
- Fire extinguisher
- Anti-corrosion lifting and tilting cylinde
- Protective cover for tilt cylinde
- Master key
- Hydraulic electronic shifting
- Half-suspension vinyl seat(tiancheng)
- Grammer full-suspension vinyl seat